

JT510SNk(B) JT515SNk(B) JT520SNk(B) JT525SNk(B)

Dual-glass Monocrystalline Solar Module

96 Cells / MBB / HJT / 1500V DC / 23.0% Maximum Efficiency

KEY FEATURES



Excellent power generation performance

Advanced technology, maximum efficiency 23.0%
Bifacial cell, additional 5%-30% more yield



Leading HJT Technology

A fusion of N-type wafer-based solar cell technology and thin-film PV
High-efficiency cell structure and special anti-reflective glass increase
higher power output



Excellent low light performance

Excellent low light performance on cloudy days, mornings and evenings
Lower thermal coefficients and power loss under high temperature



Stable mechanical properties

Certified to withstand the most challenging environment
5400 Pa snow load • 2400 Pa wind load



Industry leading warranty

High reliability and longer lifetime
30 years linear performance warranty < 10%



QUALIFICATIONS & CERTIFICATES

- IEC 61215, IEC 61730, IEC 62941
- ISO 9001: Quality Management System
- ISO 14001: Environment Management System
- ISO 45001: Occupational Health and Safety

JETION SOLAR

As a member of CNBM - a Fortune 500 company, Jetion Solar provides various product solutions, global EPC service and financing. Its standard and high-efficiency product offerings are among the most powerful and cost-effective in the industry. Till now, Jetion Solar has cumulatively more than 20 GW module shipment and 1 GW global EPC track records.

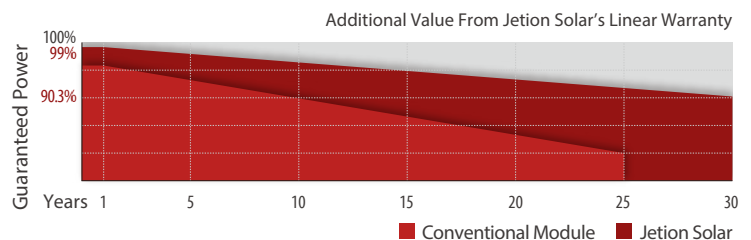
WARRANTY

15
years

Product
Warranty

30
years

Performance
Warranty



*Only applies to the actual power output of the front face of the modules under STC (Standard Test Condition).

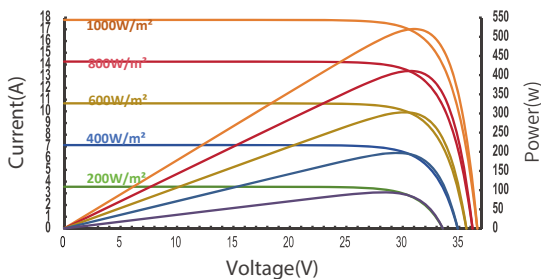
Jetion Solar (China) Co., Ltd.

Add: 1011 Zhencheng Road, Jiangyin, Jiangsu Province, P.R. China 214443
Tel: +86 (510) 8668 7300
E-mail: marketing@jetion.com.cn
Web: www.jetionsolar.com

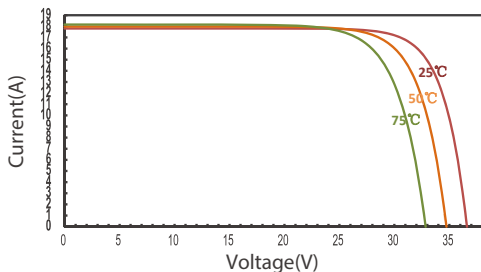


IV CURVES

IV Curves of JT520SNk(B) at different irradiances



IV Curves of JT520SNk(B) at different Temp.



ELECTRICAL DATA*STC

TYPE (Power Binning: 0 - +5W)	JT510SNk(B)	JT515SNk(B)	JT520SNk(B)	JT525SNk(B)
Maximum Power Pmax (W)	510	515	520	525
Maximum Power Voltage Vmp (V)	30.50	30.65	30.80	30.95
Maximum Power Current Imp (A)	16.73	16.81	16.89	16.97
Open Circuit Voltage Voc (V)	36.30	36.45	36.60	36.75
Short Circuit Current Isc (A)	17.63	17.72	17.81	17.89
Module Efficiency (%)	22.4%	22.6%	22.8%	23.0%

STC: Irradiance 1000W/m², Cell Temperature 25°C, Air Mass AM1.5

Power Measurement Tolerance ±3%

BNPI & BIFACIALITY COEFFICIENT & BSI

BNPI	Pmax (W)	562	568	573	579
	Voc (V)	36.30	36.45	36.60	36.75
	Isc (A)	19.34	19.44	19.54	19.62
Bifaciality coefficient	φPmax (±10%)	85	85	85	85
	φVoc (±5%)	95	95	95	95
	φIsc (±10%)	85	85	85	85
BSI	Isc (A)	21.65	21.76	21.87	21.97

BNPI: Power Measurement Tolerance ±3%, Voc Tolerance ±3%, Isc Tolerance ±3%, front 1000 W/m², rear 135 W/m²
BSI: Isc Tolerance ±10%, front 1000 W/m², rear 300 W/m²

TEMPERATURE RATINGS

Temperature Coefficient of Isc (αIsc)	+0.040%/°C
Temperature Coefficient of Voc (βVoc)	-0.24%/°C
Temperature Coefficient of Pmax (γPmp)	-0.24%/°C
Normal Module Operating Temperature (NMOT)	43°C±3°C

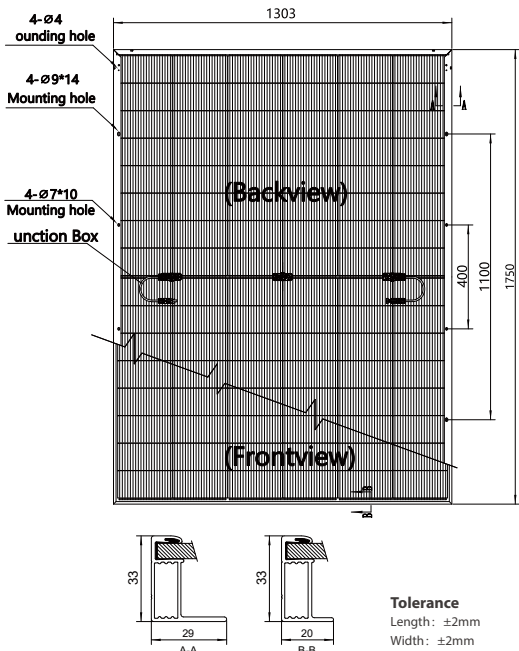
OPERATING PARAMETERS

Maximum System Voltage	1500V/DC(IEC)
Operating Temperature	-40°C~+85°C
Maximum Series Fuse	35A
Maximum Test Load, Push/Pull	+5400Pa/-2400Pa
Conductivity at Ground	≤ 0.1Ω
Safety Class	II
Resistance	≥100MΩ
Voc and Isc Tolerance	±3%
Module(T98)max	70°C

MECHANICAL DATA

Solar Cell Type	Mono 210×105 mm(8.3×4.1 inches)
Number of Cells	96 [2 x (8 x 6)]
Module Dimensions	1750×1303×33 mm(68.9×51.3×1.3 inches)
Weight	27 kg(59.5 lb)
Front Cover	High transmission, AR coated tempered glass, 2.0mm
Back Cover	High transmission, Tempered, White Grid Glass/AR coating(optional), 2.0mm
Frame	Silver, anodized aluminium alloy
J-Box	≥IP68
connector	Jiaming Tianheyuan: PV-JM608 / Zhonghuan: PV-ZH202B / Renhe: RHC2xyzu
Cable	4.0 mm2 solar cable, 400mm(+)/200mm(-)
Number of diodes	3
Fire Class	Class C

DIMENSION



PACKAGING CONFIGURATION

Module per pallet	33 pieces
Module per 40'HQ container	18 pallets, 594 pieces

*Installation instruction must be followed. See the installation manual or contact our technical service department for further information on approved installation.

*The specification and key features described in this datasheet may deviate slightly and are not guaranteed. Due to ongoing innovation, R&D enhancement, Jieton Solar (China) Co., Ltd. reserves the right to make any adjustment to the information described herein at any time without notice. Please always obtain the most recent version of the datasheet which shall be duly incorporated into the binding contract made by the parties governing all transactions related to the purchase and sale of the products described herein. Jieton Solar_REV_2026_04_EN Made in China