

JT705SLk(B) JT710SLk(B)  
 JT715SLk(B) JT720SLk(B)  
 JT725SLk(B) JT730SLk(B)

## Dual-glass Monocrystalline Solar Module

132 Cells / HJT / Fiberglass frame / 23.5% Maximum Efficiency



### KEY FEATURES



#### Excellent power generation performance

Advanced technology, maximum efficiency 23.5%  
 Bifacial cell, additional 5%-30% more yield



#### Leading HJT Technology

A fusion of N-type wafer-based solar cell technology and thin-film PV  
 High-efficiency cell structure and special anti-reflective glass increase  
 higher power output



#### Excellent low light performance

Excellent low light performance on cloudy days, mornings and evenings  
 Lower thermal coefficients and power loss under high temperature



#### Material-grade anti-corrosion

Perfectly resisting seawater erosion and penetration of acid and alkali  
 media, meeting the long-term durability requirements of the marine  
 scene



#### Green and low carbon footprint

The collaborative innovation of HJT cells and eco-friendly fiberglass  
 materials realizes a low-carbon breakthrough in the whole industry chain

### QUALIFICATIONS & CERTIFICATES

- IEC 61215, IEC 61730, IEC 62941
- ISO 9001: Quality Management System
- ISO 14001: Environment Management System
- ISO 45001: Occupational Health and Safety

### JETION SOLAR

As a member of CNBM - a Fortune 500 company, Jetion Solar provides various product solutions, global EPC service and financing. Its standard and high-efficiency product offerings are among the most powerful and cost-effective in the industry. Till now, Jetion Solar has cumulatively more than 20 GW module shipment and 1 GW global EPC track records.

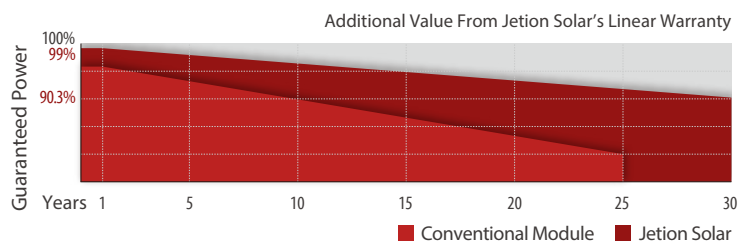
### WARRANTY

12  
years

Product  
Warranty

30  
years

Performance  
Warranty



\*Only applies to the actual power output of the front face of the modules under STC (Standard Test Condition).

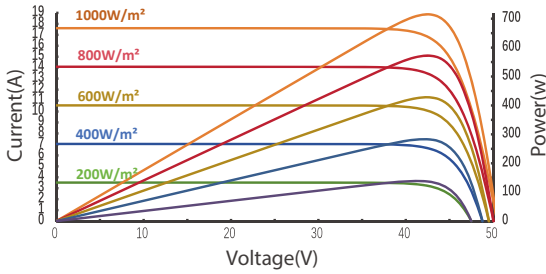
#### Jetion Solar (China) Co., Ltd.

Add: 1011 Zhencheng Road, Jiangyin, Jiangsu Province, P.R. China 214443  
 Tel: +86 (510) 8668 7300  
 E-mail: marketing@jetion.com.cn  
 Web: www.jetionsolar.com

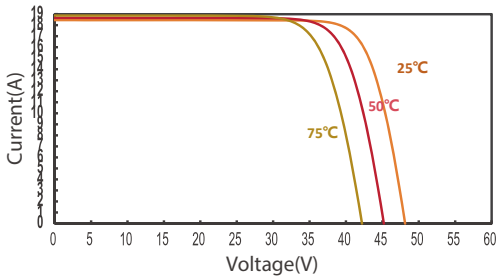


## IV CURVES

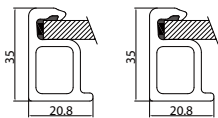
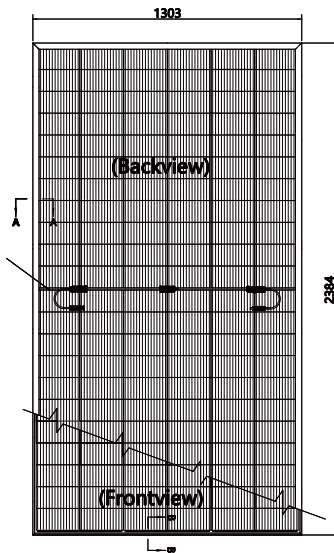
IV Curves of JT715SLk(B) at different irradiances



IV Curves of JT715SLk(B) at different Temp



## DIMENSION



**Tolerance**  
Length:  $\pm 2\text{mm}$   
Width:  $\pm 2\text{mm}$

## PACKAGING CONFIGURATION

Module per pallet	31 pieces
Module per 40'HQ container	18 pallets, 558 pieces

## ELECTRICAL DATA \*STC

TYPE (Power Binning: 0 - +5W)	JT705SLk(B)	JT710SLk(B)	JT715SLk(B)	JT720SLk(B)	JT725SLk(B)	JT730SLk(B)
Maximum Power Pmax (W)	705	710	715	720	725	730
Maximum Power Voltage Vmp (V)	42.36	42.4	42.44	42.48	42.52	42.56
Maximum Power Current Imp (A)	16.65	16.75	16.85	16.95	17.06	17.16
Open Circuit Voltage Voc (V)	50.25	50.30	50.35	50.40	50.45	50.50
Short Circuit Current Isc (A)	17.94	18.02	18.10	18.18	18.26	18.35
Module Efficiency (%)	22.7%	22.9%	23.0%	23.2%	23.4%	23.5%

STC: Irradiance 1000W/m<sup>2</sup>, Cell Temperature 25°C, Air Mass AM1.5

Power Measurement Tolerance  $\pm 3\%$

## BNPI & BIFACIALITY COEFFICIENT & BSI

BNPI	Pmax (W)	791.00	796.00	801.69	807.12	812.98	818.66
	Voc (V)	50.25	50.30	50.35	50.40	50.45	50.50
	Isc (A)	20.12	20.21	20.30	20.39	20.48	20.58
Bifaciality coefficient	$\phi P_{\text{max}} (\pm 5\%)$	90	90	90	90	90	90
	$\phi V_{\text{oc}} (\pm 5\%)$	95	95	95	95	95	95
	$\phi I_{\text{sc}} (\pm 5\%)$	90	90	90	90	90	90
BSI	Isc (A)	22.78	22.89	22.98	23.09	23.19	23.3

BNPI: Power Measurement Tolerance  $\pm 3\%$ , Voc Tolerance  $\pm 3\%$ , Isc Tolerance  $\pm 3\%$ , front 1000 W/m<sup>2</sup>, rear 135 W/m<sup>2</sup>  
BSI: Isc Tolerance  $\pm 10\%$ , front 1000 W/m<sup>2</sup>, rear 300 W/m<sup>2</sup>

## TEMPERATURE RATINGS

Temperature Coefficient of Isc ( $\alpha_{\text{Isc}}$ )	+0.040%/°C
Temperature Coefficient of Voc ( $\beta_{\text{Voc}}$ )	-0.24%/°C
Temperature Coefficient of Pmax ( $\gamma_{\text{Pmp}}$ )	-0.24%/°C
Normal Module Operating Temperature (NMOT)	43°C $\pm 3$ °C

## OPERATING PARAMETERS

Maximum System Voltage	1500V/DC(IEC)
Operating Temperature	-40°C~+85°C
Maximum Series Fuse	35A
Maximum Test Load, Push/Pull	+5400Pa/-2400Pa
Conductivity at Ground	$\leq 0.1\Omega$
Safety Class	II
Resistance	$\geq 100M\Omega$
Voc and Isc Tolerance	$\pm 3\%$
Module(T98)max	70°C

## MECHANICAL DATA

Solar Cell Type	Mono 210×105 mm(8.3×4.1 inches)
Number of Cells	132 [2 x (11 x 6)]
Module Dimensions	2384×1303×35 mm(93.9×51.3×1.4 inches)
Weight	38.2 kg(84.2 lb)
Front Cover	High transmission, AR coated tempered glass, 2.0mm
Back Cover	High transmission, Tempered, White Grid Glass/AR coating(optional), 2.0mm
Frame	Black, Fiberglass
J-Box	$\geq \text{IP68}$
connector	Jiaming Tianheyuan: PV-JM608 / Zhonghuan: PV-ZH202B / Renhe: RHC2xyzu
Cable	4.0 mm <sup>2</sup> solar cable, 400mm(+)/200mm(-) or 350mm
Number of diodes	3
Fire Class	Class C

\*Installation instruction must be followed. See the installation manual or contact our technical service department for further information on approved installation.

\*The specification and key features described in this datasheet may deviate slightly and are not guaranteed. Due to ongoing innovation, R&D enhancement, Jietion Solar (China) Co., Ltd. reserves the right to make any adjustment to the information described herein at any time without notice. Please always obtain the most recent version of the datasheet which shall be duly incorporated into the binding contract made by the parties governing all transactions related to the purchase and sale of the products described herein. Jietion Solar\_REV\_2026\_04\_EN Made in China